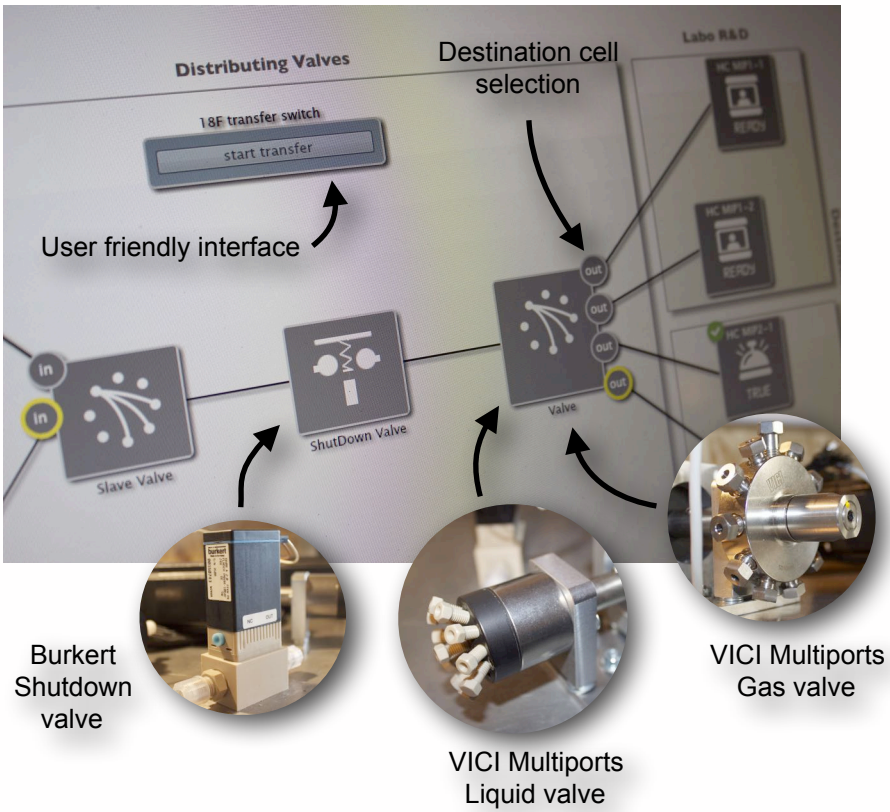


DATA SHEET
**Transfer Switch
 Distribution System**




Transfer Switch Distribution System

T.S.D.S is an automated system which is intended to be used for managing transfer of cyclotron(s) target radiofluids to Laboratory Hot Cells.

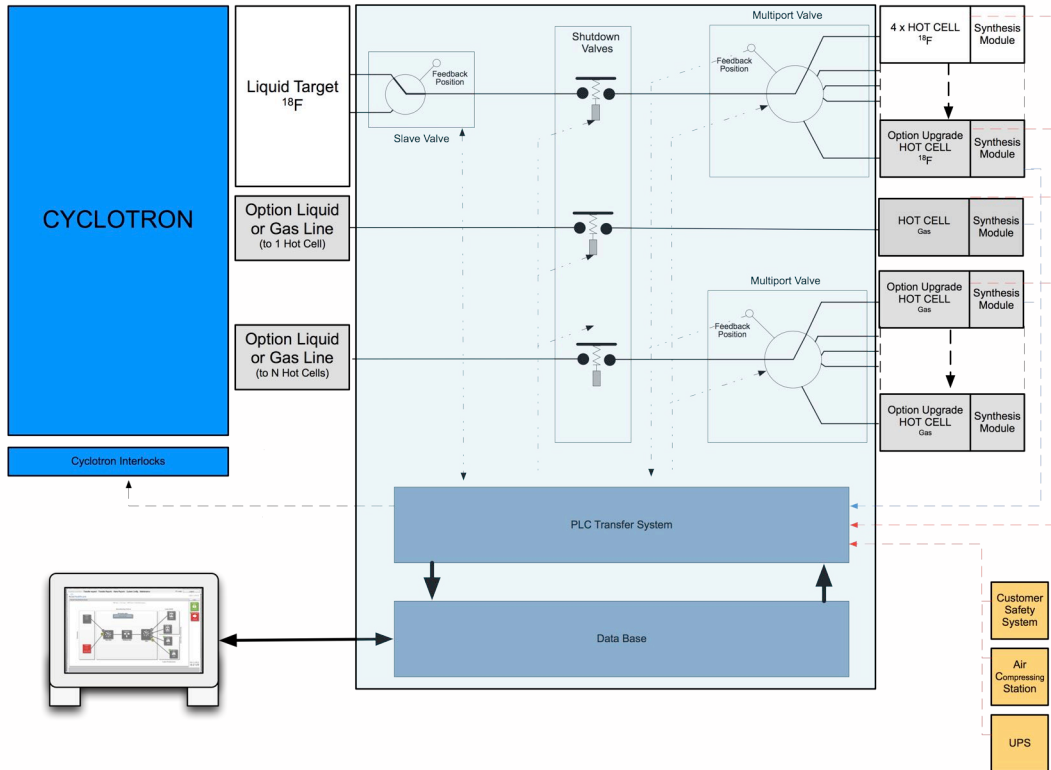
T.S.D.S is completely adaptable to the specificities of your facility.

Its modular architecture allows managing several types of liquid or gas transfer lines (18F-, 18F2, 11C, 150, 13N...) coming from several targets from one or more cyclotrons. In the same way, it can be configured according to the desired number of Hot Cell and laboratory destination.



- **Transfer system**
- **Displays all Hot Cell status**
- **Manages alarm and history**
- **Manages user rights.**
- **Manages usage information.**
- **Supports remote access**
- **TSDS is part of Acist Healthcare solution**

Functional diagram



Operating Process

T.S.D.S. ensures safe management of target transfers between cyclotron(s) and laboratory Hot Cells.

T.S.D.S allows transfer management by:

- > Controlling the multiport valve(s) and displaying their position feedback
- > Managing transfer conditions
- > Activating cyclotron transfer authorization
- > Informing staff on transfer status.
- > Hotcell states

Database collects the information for displaying, alerting and backup.

The displayed module's screens are specific but can be designed according to your needs.

Database can be used in maintenance mode or multi-site mode through remote access.



Acist Healthcare solution is designed to collect the facility information.
 Acist Healthcare solution. allows supervising, alerting and acting on installation in order to preserve property and persons.
 Acist Healthcare solution. is equipped with different modules to control radiation, to manage transfer or the cyclotron access. These modules are integrated in function of your needs.
 Acist Healthcare solution can be used in multi-site mode from a remote single point (service center for

Acist Healthcare solution

www.acist-healthcare.com

T.S.D.S. Characteristics

Multi Port Valve :

Type	Gas and liquid
Line	10 by Valve
Power	Electrical (DC 24V)
Motor	Incremential (4000 Step)
FeedBack Postion	Port Com Request
Communication	RS485

Shutdown Valve :

Type	Gas and Liquid
Fonctionality	Normaly Closed
Material	Stainless steel / PEEK
Power	Electrical (DC 24V)

Slave Valve :

Type	Liquid
Input Line	2
Power	Compressed Air
Feed Back Position	Electrical

Standart Package

Liquid Target	2
Destination Hot Cell	4
ShutDown Valve	1
Hot cell Doors Closed	Hard Chain wiring

Available Options

Additional HOT CELL (liquid and gas line)

Additional gas or liquid line

Extended Warranty (up to 5 years)